



ATTACHED TO FACISA








#### ATTACHED TO FASICA

This style of roof is where the receiver channel is attached under the existing gutter of your house or shed. This gives you a watertight sealed area away from your existing gutters. An attached flat skillion patio roof will extend your living area to create a covered entertainment area or a multi-use carport to protect your most valuable possessions from weather damage.

Attached to fascia



Insulated roofing panel







# Increase your comfort and lifestyle

Trimdek Insulated roofing panel

- Insulated roofing panels available in up to 16 metre lengths (longer in special orders)
- Maximum unsupported span up to 8 metres
- Convenient 762mm wide panels
- Thickness of panels 50mm to 175mm
- Cyclone tested-wind classification to C3(W60)
- Minimum 5' roof pitch CGI
- Minimum 2' roof pitch trimdek
- Available in full colourbond colour range
- 15 years superior manufacturing warranty



CGI Insulated roofing panel



## ALL ROOFING IS MANUFACTURED IN AUSTRALIA

using Bluescope Steel, our panels are also fully compliant with Australian Building Regulations and Standards.

## CONCENIENCE VIRTUALLY MAINTENANCE-FREE

only requiring little more than occasional washing of soffits to maintain their lustre.

## COLOUR RANGE

available in the full colour bond colour range



## SINGLE SKIN PANEL

- Available in different lengths
- Available in Classic Cream, Paperbark and Surfist.



Single Skin - Non Insulated Panel



**FLYOVER**



**ATTACHED SKILLION**



**FREE STANDING**




**CARPORT**





# COOL AS PATIOS

Attached to fascia.  
This style of roof is where the receiver channel is attached under the existing gutter of the home.



Roof penetration brackets.  
The Brackets are fully engineered its ideal way to gain additional natural light and height.



Upstand fascia bracket.  
The attachment is located under gutter through the fascia and attached to tail end of trust.

